



HepcoMotion®

Simple Select®

vee slide linear
guidance system

a range of
assembled vee slide
systems despatched in
24 hours or less

simple to specify
simple to order

HEPCO®

www.HepcoMotion.com

Introducing

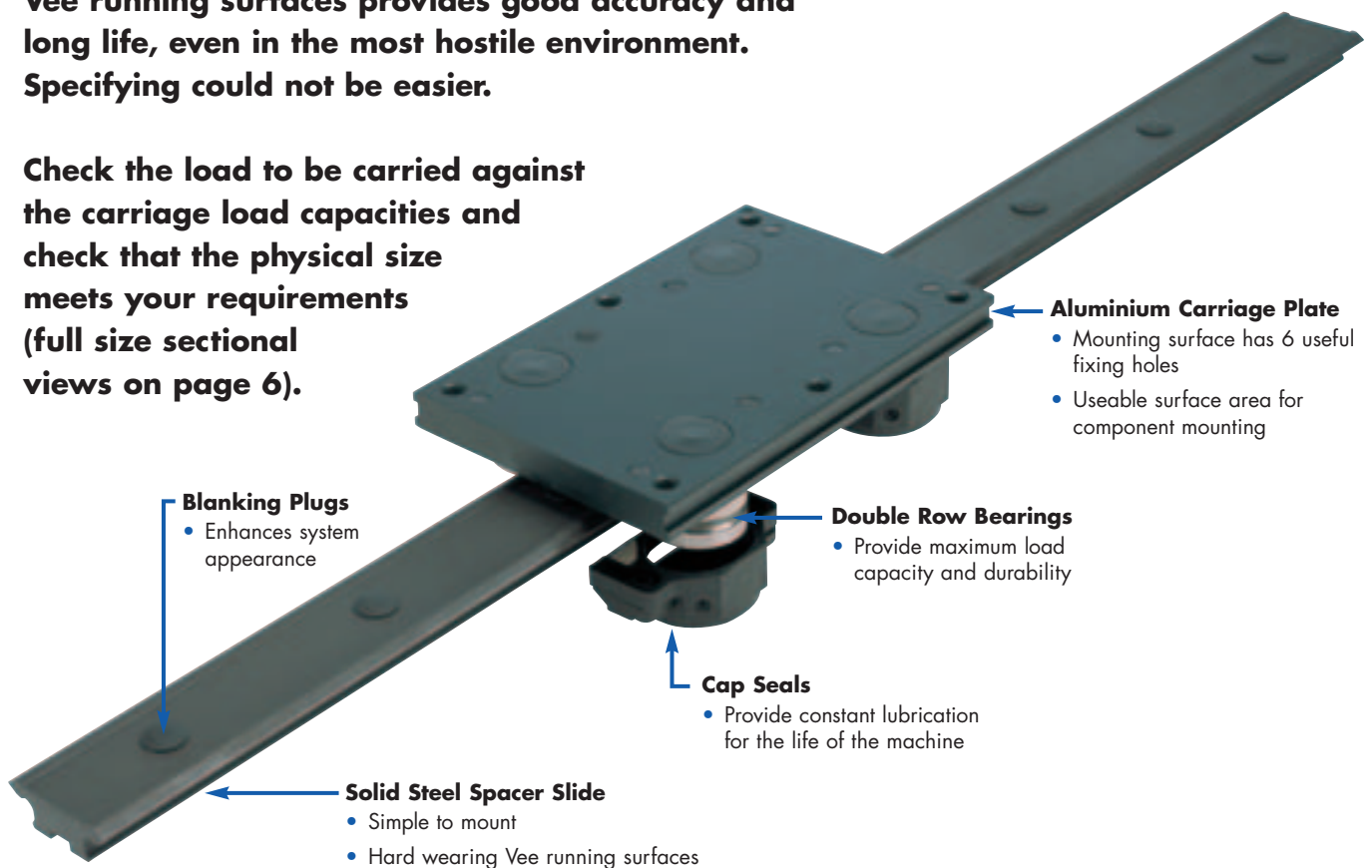
HepcoMotion Simple Select®

Vee Slide Linear Guidance Systems

Hepco Simple-Select® offers four useful sizes of spacer slides supplied in 24 hours or less complete with carriages assembled ready for installation.

All units are fitted with double row bearings and cap seals to ensure a long and trouble-free life. Our general purpose spacer slide precision cold drawn and hardened on the Vee running surfaces provides good accuracy and long life, even in the most hostile environment. Specifying could not be easier.

Check the load to be carried against the carriage load capacities and check that the physical size meets your requirements (full size sectional views on page 6).

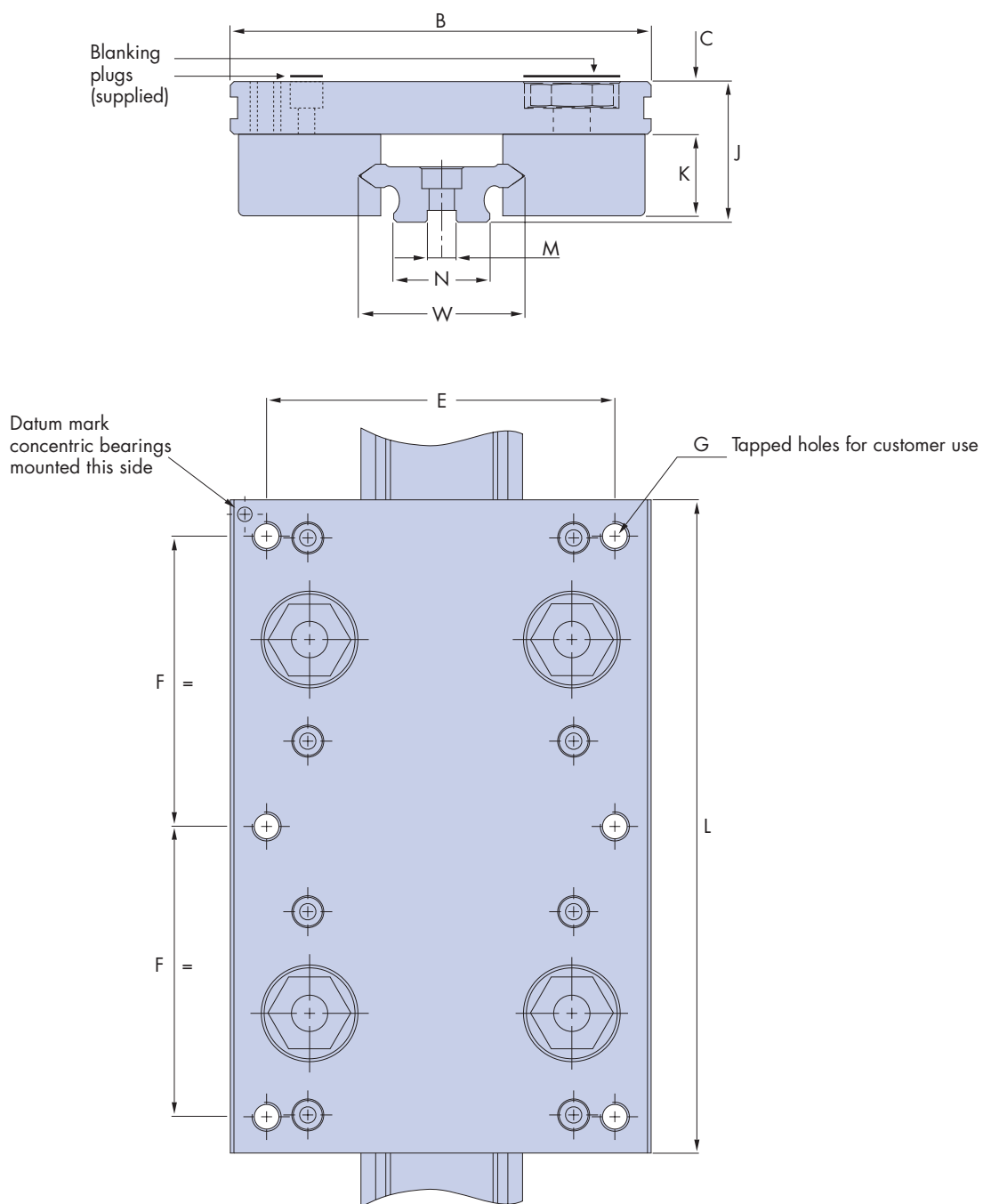


Simple Select®

Benefits

- Select standard range of 4 popular sizes ready for despatch in 24 hours or less
- Utilises proven Hepco Vee Slide technology – ideal for high speed/short stroke movements
- Low installation time simply bolt slide down
- Can be fitted to unmachined surfaces if required
- System compliance – ideal for fitting to aluminium profiles
- Accurate drawn slide allows smooth low friction movement
- Double row bearings for long and trouble free life
- Fitted cap seals prevent dirt ingress and ensure constant positive lubrication
- Induction hardened Vee slide – low wear characteristics
- Quiet in operation

Dimensional Data



Size	W	B	C	J	K	L	M	N	E	F	G
20	20	64	10	24.95	14	100	5 x 2	12.4	50	44	6 x M5
25	25	80	11.5	30.7	18	135	6 x 2.5	15.4	65	60	6 x M6
44	44	116	14.5	38.7	22.5	180	8 x 3	26.4	96	80	6 x M8
76	76	185	20	58.7	36.5	300	15 x 5	50.4	160	135	6 x M10

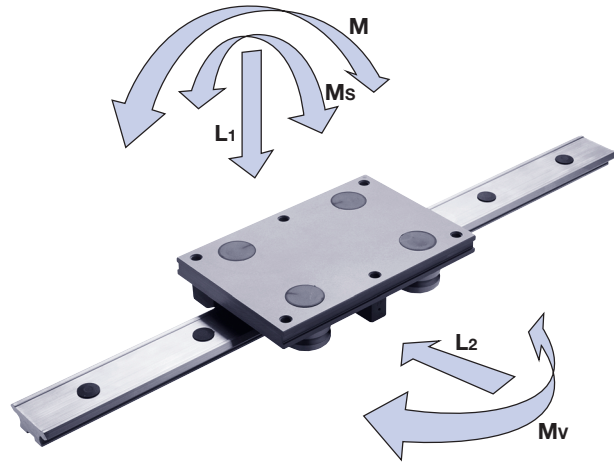
For a more extensive range of options please refer to our GV3 Catalogue

Load/Life Data

Components used in the Simple-Select® range will provide the user with the best combination to achieve a long and trouble free life in clean or arduous environments. Fitted cap seals cover double row bearings and provide a reservoir for grease lubrication and to prevent dirt ingress. In most cases a single application of grease, which Hepco provide on assembly of the unit, will last for the life of the machine.

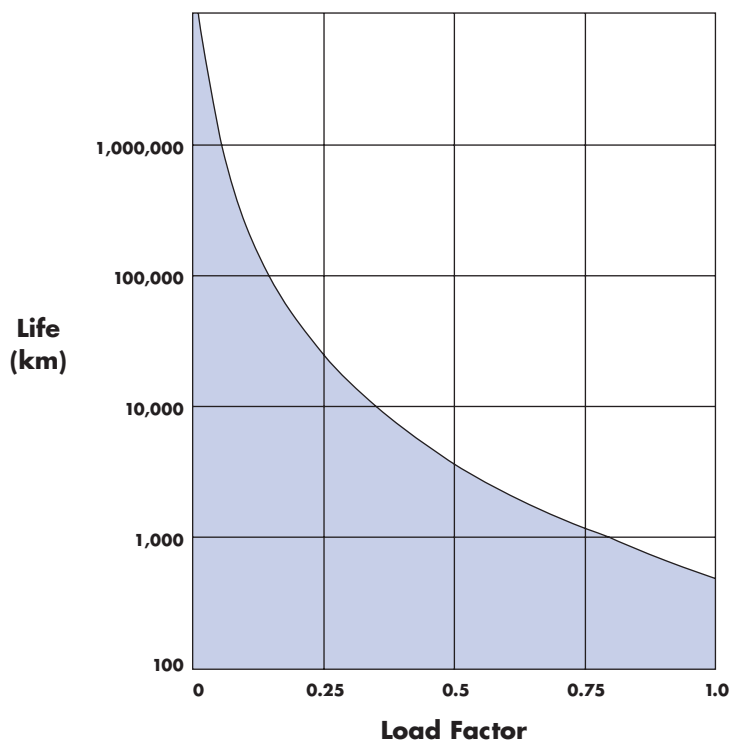
Simple Life Check

Most applications involve central L1 loads. In these cases simply divide your load (N) by the carriage L1 capacity figure below to determine a load factor. Then simply read off the life from the graph. For offset loads you will need to add the relevant load factors to determine the total. Load Factor should not exceed 1.



Size	Carriage Capacities				
	L1(N)	L2(N)	Ms(Nm)	Mv(Nm)	M(Nm)
20	435	685	4	19	12
25	800	1500	9	56	30
44	2800	4700	57	243	146
76	10000	10000	360	990	990

$$\text{Load Factor} = \frac{\text{Load Carried}}{\text{Carriage Capacity}} = \frac{L1}{L1_{(\max)}} + \frac{L2}{L2_{(\max)}} + \frac{Ms}{Ms_{(\max)}} + \frac{Mv}{Mv_{(\max)}} + \frac{M}{M_{(\max)}}$$



Ordering Details

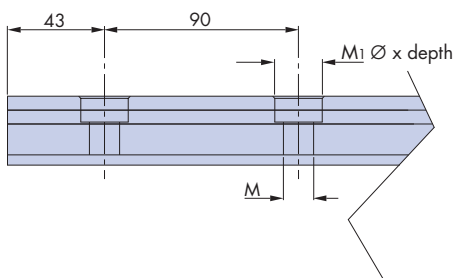
Available slide lengths from the Simple-Select® range are shown in the chart below:

Slide Size	Slide Lengths in mm										
	266	356	536	716	896	1076	1256	1436	1616	1796	1976
20	266	356	536	716	896	1076	1256	1436	1616	1796	1976
25	266	356	536	716	896	1076	1256	1436	1616	1796	1976
44	266	356	536	716	896	1076	1256	1436	1616	1796	1976
76	-	-	536	716	896	1076	1256	1436	1616	1796	1976

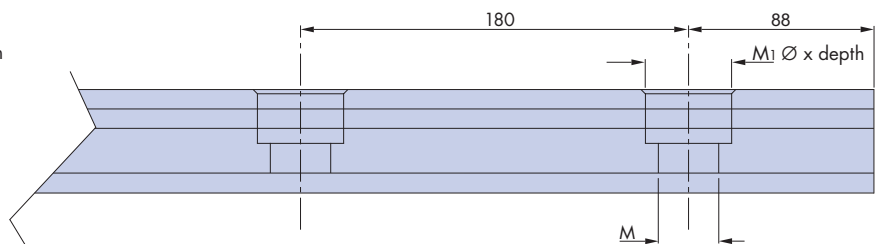
Other lengths available on request up to 4m (not Simple-Select® service).

Slide Hole Centres

Sizes 20,25,44



Size 76



Size	M	M1
20	4.5	8 x 4.1
25	5.5	10 x 5.1
44	7	11 x 6.1

Size	M	M1
76	14	20 x 12

To Order – Simply specify slide size, number of fitted carriages and slide length

Example **20** **1** - **1076**

Slide Size _____

Number of fitted carriages _____

Slide Length (mm) _____

Units are supplied with carriages adjusted ready for mounting.

Technical Specifications

'V' Slides

Material and Finish: High carbon bearing steel AISI 52100, hardened on 'V' faces to 58-62 Rockwell 'C' scale. Slide will be supplied with chemical black or similar finish.

Bearings

Bearing Raceways and Balls: Carbon-chromium bearing steel AISI 52100, hardened and tempered.
Shields: Steel, except size 18 which has nitrile rubber seals.
Cage: Plastic.
Studs: High Tensile Steel with tensile strength = 695 N/mm². Chemical black finish.
Temperature Range: -20°C to +120°C

Carriage Plates

Material: High Strength Aluminium Alloy
Finish: Black Anodised

Carriage Plate & Slide Counterbore Plugs

Material: Plastic

Cap Seals

Material: Body: Thermoplastic elastomer
Inserts: Impact resistant plastic
Wipers: Felt
Temperature Range: -20°C to +60°C

Frictional Resistance for 'V' Slide Systems

To determine frictional resistance use $0.02 \times \text{Load (N)} + \text{Seal Friction (N)}$.
Seal friction figures: Size 20 = 4 N Size 25 = 7 N
Size 44 = 15 N Size 76 = 28 N

External Lubrication

Cap Seals will be supplied lubricated, further lubrication is not normally necessary unless a high duty cycle/speed is involved. In these cases re-lubrication with a grease NLGI consistency No. 2 will suffice.

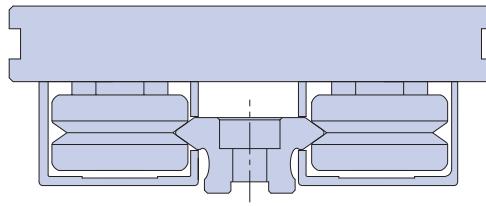
Maximum Linear Speeds for 'V' Slides & Bearings.

Lubricated 'V' Slides = 8 m/s

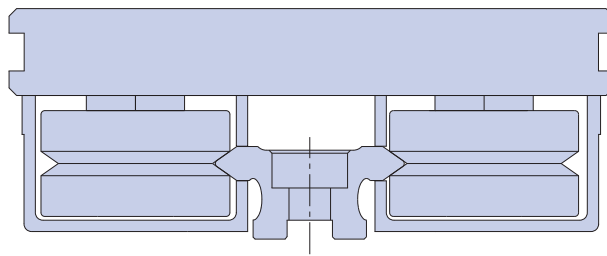
Material specifications may change for reasons of technical advantage or availability.

Full Size Sectional Views

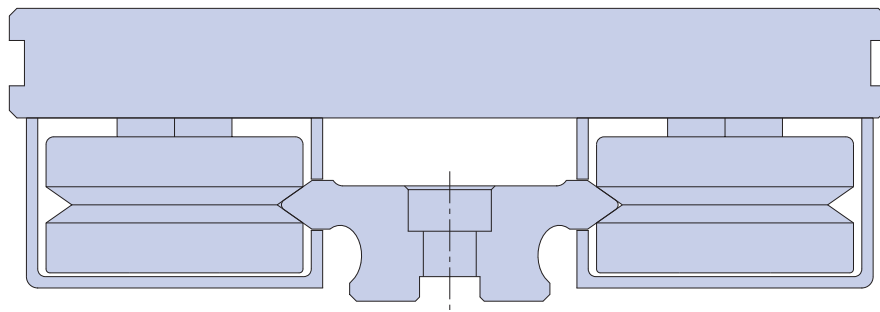
Size 20



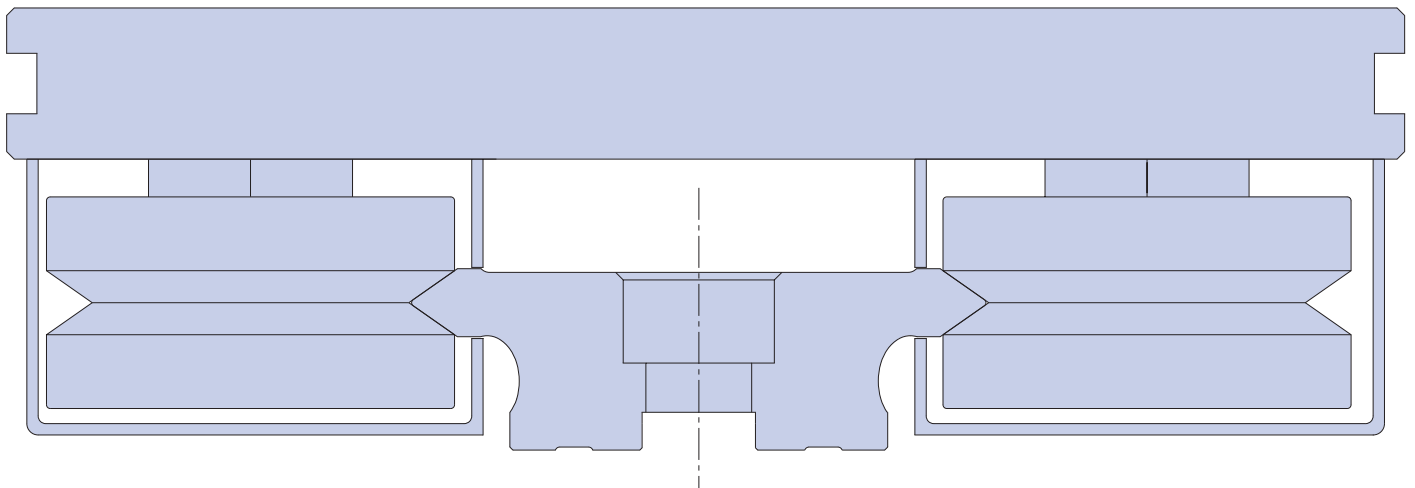
Size 25



Size 44



Size 76




HepcoMotion® Product Range



BishopWisecarver Product Range

HepcoMotion® – Exclusive European partners and distributors for Bishop-Wisecarver since 1984.



For further information on HepcoMotion® products – please request our leaflet 'FPL'



HepcoMotion®

Lower Moor Business Park, Tiverton Way, Tiverton, Devon, England EX16 6TG
Tel: +44 (0)1884 257000 Fax: +44 (0)1884 243500
E-mail: sales@hepcotion.com

CATALOGUE No. SS 03 UK © 2006 Hepco Slide Systems Ltd.

Reproduction in whole or part without prior authorisation from Hepco is prohibited. Although every effort has been made to ensure the accuracy of the information in this catalogue, Hepco cannot accept liability for any omissions or errors. Hepco reserves the right to make alterations to the product resulting from technical developments.

Many Hepco products are protected by: Patents, Copyright, Design Right or Registered Design. Infringement is strictly prohibited and may be challenged in law. The Customer's attention is drawn to the following clause in Hepco's conditions of sale:

'It shall be the Customer's sole responsibility to ensure that goods supplied by Hepco will be suitable or fit for any particular application or purpose of the Customer, whether or not such application or purpose is known to Hepco. The Customer will be solely responsible for any errors in, or omissions from, any specifications or information the Customer provides. Hepco will not be obliged to verify whether any such specifications or information are correct or sufficient for any application or purpose.'

Hepco's full conditions of sale are available on request and will apply to all quotations and contracts for the supply of items detailed in this catalogue. HepcoMotion is the trading name of Hepco Slide Systems Ltd.



INVESTOR IN PEOPLE

