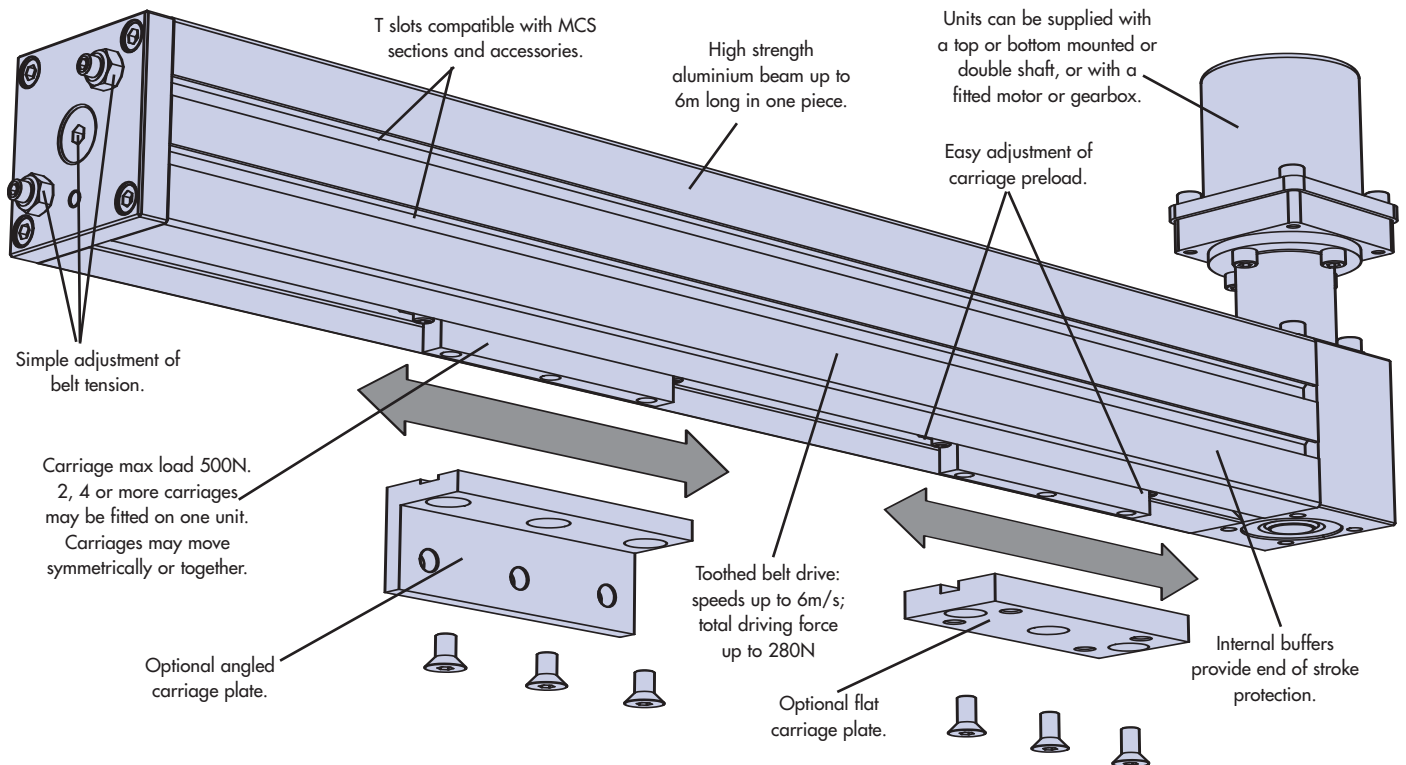


DAPDU2 Double Acting Profile Drive Unit

The HepcoMotion DAPDU2 unit is built on a robust aluminium beam with two or more carriages running inside. These carriages use the same Herculane® wheels that are in the popular Hepco PDU2 unit and give excellent load capacity and durability with quiet operation. The carriages are driven by a strong, accurate toothed belt and move symmetrically. Units are compatible with Hepco's MCS framework system, and with other driven products including the PDU2.

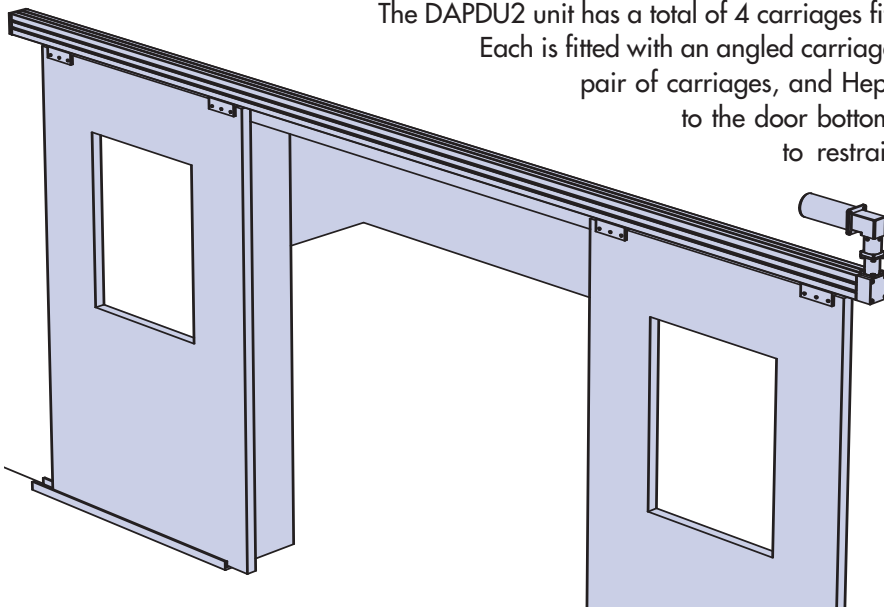
Note that the underside of the unit is open, and the correct orientation should be observed to prevent debris ingress.

This data sheet gives a brief overview of the product. Other useful information on applications, calculations, etc. is included in Hepco PDU2 and DLS catalogues. Further details may be obtained from Hepco's Technical Sales Department. 3D CAD models are available at www.HepcoMotion.com or on our CAD CD.

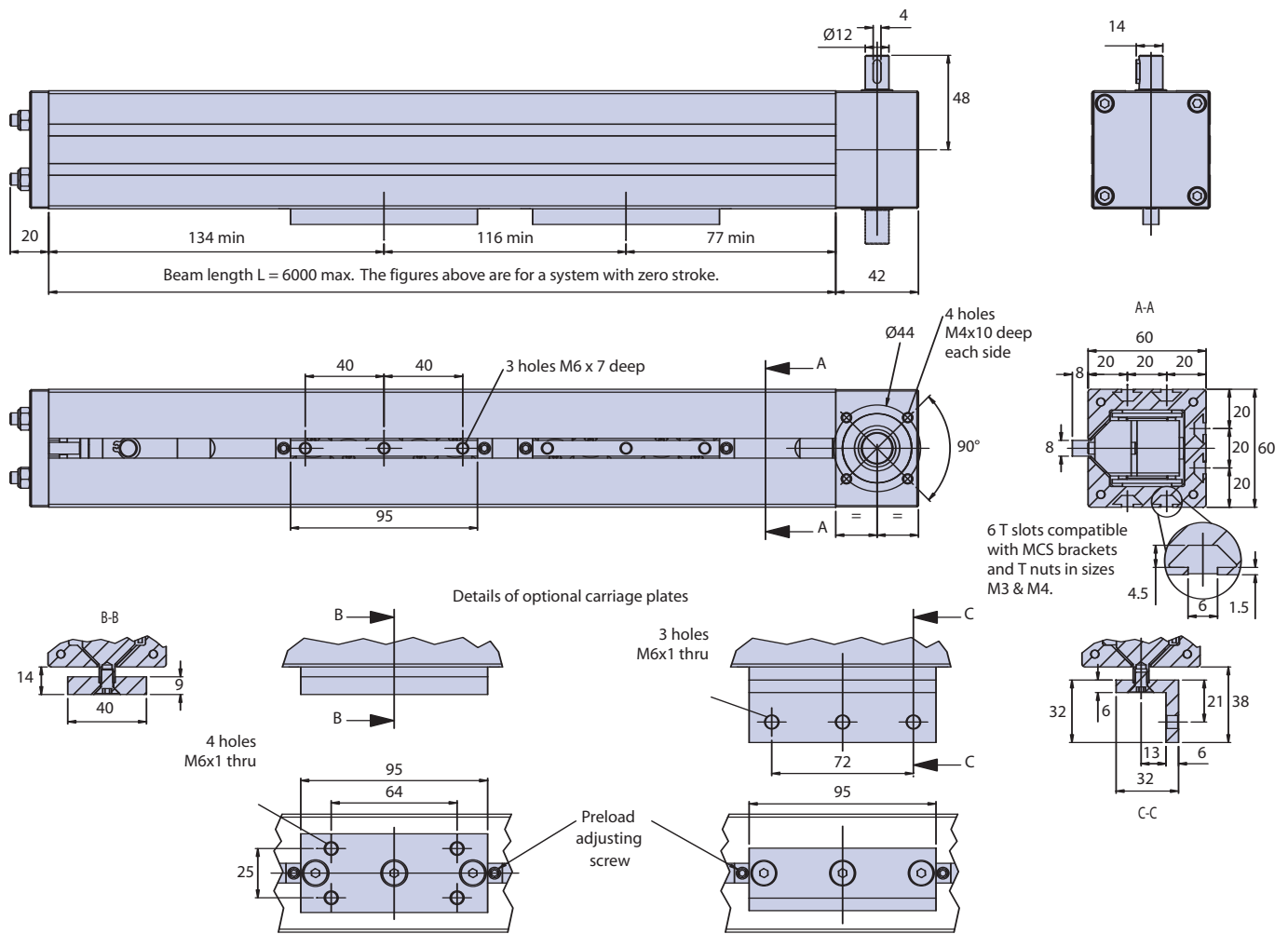


Application example: automatic spray booth doors

The DAPDU2 unit has a total of 4 carriages fitted, two moving left and two moving right. Each is fitted with an angled carriage plate. A door is suspended between each pair of carriages, and Hepco track rollers (see GV3 catalogue) fixed to the door bottoms engage in channel sections on the floor to restrain movement away from the wall. A DC motor drives the DAPDU2 unit via a right angled planetary gearbox (available from Hepco - see PDU2 catalogue).



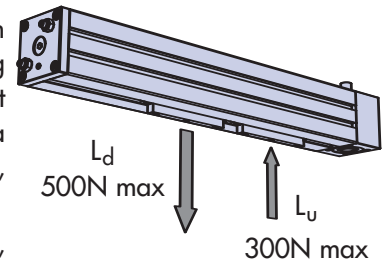
Data and Dimensions



Load Capacities

The DAPDU2 is designed for direct loads L_d and L_u (see diagram). Each carriage can take 500N in the L_d direction or 300N in the L_u direction. Under normal loading conditions, the DAPDU2 should not require attention, but at maximum load, adjustment after 5000km may be necessary. It is advisable to design with capacity in hand for a long, trouble-free life. DAPDU2 units have limited moment and lateral load capacities, and it is recommended that the application is designed to minimise such loads.

Other technical details including gearing, optional couplings, motor fixing kits, T nuts, brackets, etc. are the same as for the Hepco PDU2. Please refer to the PDU2 catalogue for full details, or contact Hepco.



Ordering Details

Product range _____ **DAPDU2** **L4050** **T** **2FC**
 Beam length (see dim L at top of page) _____
T = top mounted shaft, **B** = bottom mounted shaft, **D** = double shaft _____
 Number and style of carriages. **SC** = standard (no carriage plate), _____
FC = flat carriage plate, **AC** = angled carriage plate _____
 Note that units with more than 2 carriages will require a sketch to show the required carriage positions.

HepcoMotion®, Lower Moor Business Park,
 Tiverton Way, Tiverton, Devon, England EX16 6TG

Tel: +44 (0) 1884 257000

Fax: +44 (0) 1884 243500

E-mail: sales@hepcotion.com



INVESTOR IN PEOPLE

